



PEGASUS®



**W500P
SERIES**

2 or 3 needle, flatbed, interlock stitch machine



**W600P
SERIES**

2 or 3 needle, cylinder bed, interlock stitch machine



W500P
SERIES

W600P
SERIES

“Oil Barrier” type

Step up to “Plus”

“Oil Barrier” type

W500P SERIES



2 or 3 needle, flatbed,
interlock stitch machine

W600P SERIES





2 or 3 needle, cylinder bed,
interlock stitch machine

Point

01

"Oil Barrier" type machines that completely block oil leakage. Adopting a state-of-the-art "Oil Barrier" technology!

- The needle bar and looper shaft (only for W600P series) include a newly designed seal and recently developed bushing, exerting dramatic "Oil Barrier" effectiveness, preventing oil leakage and oil splashes. And maintenance is very simple and easy, such as change the oil seal.
- This "Oil Barrier" feature completely blocks even one drop of oil leaking from the needle bar and even while the machine is stopped at night.
- Thanks to this stable lubrication and high "Oil Barrier" effectiveness, the P type machines protect your important sewn products against oil stains.



※Looper shaft can be equipped with only for W600P series.

Conducting the Pursuit of Fine Finish with a Good Sense Decorative Stitch - Good to see and soft to the skin

Fine stitch contrived by Pegasus, reputed as a quality maker, corresponds to a wide range of sewing, not only to delicate inner wear but to outer wear. And it meets the need in era of high quality with a good sense in the days to come.

Flatbed type for easy operation even on long goods.



W500P Specifications

- No. of needles : 2-3 needles
- No. of threads : 4-5 threads
- Needle space : 2-needle machine
(2.4mm, 3.2mm, 4.0mm, 4.8mm)
- 3-needle machine
(4.8mm, 5.6mm, 6.4mm)
- Main feed dog's movement amount : Max.4.4mm
- Differential feed ratio : 1 : 0.5~1 : 1.3*
- Presser foot lift : Max 6.0mm*
- Machine speed : Max. 6,000rpm
- Applications : Binding tape, Covering,
Attaching elastic lace, Hemming,
Angled decorative stitching
etc

*Details differ according to subclasses and sewing conditions.

Cylinder bed that's most suitable for tubular articles



W600P Specifications

- No. of needles : 2-3 needles
- No. of threads : 4-5 threads
- Needle space : 2-needle machine
(3.2mm, 4.0mm, 4.8mm)
- 3-needle machine
(5.6mm, 6.0mm, 6.4mm)
- Main feed dog's movement amount : Max.4.5mm
- Differential feed ratio : 1 : 0.6~1 : 1.5*
- Presser foot lift : Max 5.9mm*
- Machine speed : Max. 6,000rpm
- Applications : Binding tape, Covering,
Attaching elastic lace, Hemming,
Attaching flat nit elastic tubular
articles, Inserting elastic rings into
waists of tubular goods
etc

*Details differ according to subclasses and sewing conditions.

Versatile machines for various applications - 01G

(plain seaming, covering, hemming)

- Basic model for the W500P Series.
- For plain seaming light to medium weight fabrics.
- Flatbed causes to sew easily and beautifully even large fabrics and heavy weight fabrics.
- Available for various kinds of applications with attachments, etc.

W562P-01GBx356

3-needle, flatbed, interlock stitch machine for plain seaming



Binding tape - 02

- For tape binding on underwear and T-shirts, etc.
- The bed allows the binder to be placed in position horizontally for smoother tape feeding. Use of needle plate, feed dog, presser foot and front cover designed specifically for tape binding enables smooth binding. This means when you are sewing flies on briefs or joining shoulders on T-shirts, the cross seam sections pass through the machine easily.

W562P-02GBx356/TK400

3-needle, flatbed, interlock stitch machine for binding tape, with tape cutter




Covering - 03

- For covering on sweat suits or sportswear.
- With a stitch guide on the presser foot and the needle plate, the covering can be finely distributed along the plain seams to provide consistent covering with uniform seams. The feed dog is also specially designed to provide better covering.

W562P-03Dx356

3-needle, flatbed, interlock stitch machine for covering





Attaching elastic lace - 05

- For attaching elastic lace to panties, slimmers, etc.
- The fabric trimmer (FT device) trims the fabric edge neatly during sewing to produce clean finished products. The metering device (MD device) feeds elastic according to the feeding amount of fabric. Therefore the elastic is uniformly fed if the sewing speed is changed.

W562P-05CBx356/FT140/AT300/MD002

3-needle, flatbed, interlock stitch machine for attaching elastic lace, with fabric trimmer, auto tape cutter, metering device



Ordering information

1 2 3 4 5 6
W56**2P**-01G **B** × 3 56 / **UT103**

- 1 Top cover thread
4 Without top cover thread
6 With top cover thread
2 Subclass

- 3 Needle plate
A: Suitable for the fine stitch length (1.7 mm or less)
B: For standard stitch length (1.8 - 2.3 mm)
C: Suitable for the coarse stitch length (2.5 mm or more)

- 4 No. of needles
5 Needle space
6 Device

Subclass specifications



1 2



3



4



5



6

Application / Seam	Subclass	Needle plate	No. of Needle	No. of Thread	Needle space (mm)	Stitch length (mm)	Diff. feed ratio	Presser foot lift (mm)	Max. speed (rpm)	Accessories / Option devices / Remarks				
Plain seaming (Covering) (Hemming)	W562P-01G	B	2	4	3.2	1.2 - 4.4	1:0.5 - 1.3	6.3	6,000	Accessories : Hemming guide,covering guide Option devices : MD,AT,TK,UT,Binder,KH,PL Remarks : -01M:For light weight fabrics				
					4.0									
			3	5	4.8			5.0						
					5.6									
					6.4									
	W562P-01M	B	2	4	4.0	1.2 - 4.4	1:0.5 - 1.3	6.0	6,000					
Binding tape	W562P-02D	B	2	4	3.2	1.2 - 3.3	1:0.5 - 1.3	5.9	5,500	Accessories : Fabric trimmer device (Right handed),TR,AT,TK Option devices : PL				
					4.0									
		W562P-02G	B	2	4	2.4	1.2 - 4.4	1:0.5 - 1.3	6,000	Accessories : TR Option devices : MD,AT,TK,Binder,PL				
	3.2													
						4.0								
						4.8								
				3	5	4.8			5.0					
						5.6								
						6.4								
		W562P-02H	B	2	4	3.2	1.2 - 3.3	1:0.5 - 1.3	6.3	6,000	Accessories : TR,AT,TK Option devices : MD,Binder,PL			
4.0														
					4.8									
			3	5	5.6			5.0						
					6.4									
Covering	W562P-03D	C	2	4	4.8	1.2 - 4.4	1:0.5 - 1.3	6.3	6,000	Option devices : UT,KH,PL				
			3	5	5.6			5.0						
Attaching elastic lace	W562P-05B -05C	B	2	4	2.4	1.2 - 4.4	1:0.5 - 1.0	5.3	5,500 (5,000 with MD)	Accessories : Fabric trimmer device (Right handed) Option devices : MD,AT,TK,PL,LC				
					3.2									
					4.0									
					4.8									
				3	5	4.8			5.0					
						5.6								
						6.4								
		W562P-05M	B	2	4	4.0	1.2 - 4.4	1:0.5 - 1.0	5.3	5,500 (5,000 with MD)	Accessories : Fabric trimmer device (Right handed) Option devices : MD,AT,TK,PL,LC Remarks : For light weight fabrics			
	C		3	5	5.6	5.0								
						6.4								
		W562P-05S	B	2	4	2.4	1.2 - 3.3	1:0.5 - 1.0	5.3	5,500 (5,000 with MD)	Accessories : Fabric trimmer device (Right handed),AT,TK Option devices : MD,PL,LC			
	3.2													
				4.0										
				4.8										
			3	5	4.8			5.0						
					5.6									
					6.4									
	W562P-05T	C	3	5	5.6	1.2 - 3.3	1:0.5 - 1.0	5.0	5,500 (5,000 with MD)	Accessories : Fabric trimmer device,AT,TK Option devices : MD,PL,LC				
Angled decorative stitching	W562P-82A	B	3	5	5.6	1.2 - 4.4	1:0.5 - 1.3	5.0	6,000	Accessories : PL Option devices : UT				
					6.4									
Pin tucking	W542P-84A	C	2	4	3.2	1.2 - 4.4	1:0.5 - 1.3	4.7	4,800	Option devices : PL				


Versatile machines for various applications - 01G

(plain seaming, covering, hemming)

- Basic model of the W600P Series.
- For plain seaming light to medium weight fabrics.
- Available for various kinds of applications with attachments, etc.

W664P-01GBx356

3-needle, cylinder bed, interlock stitch machine for plain seaming



Binding tape - 02

- For binding tape on light to medium weight fabrics such as underwear, T-shirts, etc.
- Use of needle plate, feed dog, presser foot and front cover designed specifically for tape binding enables smooth binding. This means when you are sewing flies on briefs or joining shoulders on T-shirts, the cross seam sections pass through the machine easily.

W664P-02GBx248

2-needle, cylinder bed, interlock stitch machine for binding tape



Covering - 03F (Flattening out overlock seams)

- For covering (flattening out overlock seams) medium weight fabrics such as sweat suits.
- Uniform seams are produced with the parts designed for covering. Each of the needle plate, differential feed dog and presser foot has the fabric guide (the presser foot fabric guide is a fixed type).
- The front cover includes the right and left fabric guides (the right fabric guide is a left-to-right adjusting type).
- The middle feed dog tooth on the differential feed dog can be adjusted up and down with a screw.

W664P-03FBx248/UT434

2-needle, cylinder bed, interlock stitch machine for covering (flattening out overlock seams), with top cover thread trimmer and underbed thread trimmer



Covering - 03G (Folding over overlock seams)

- For covering (folding over overlock seams) light weight fabrics such as T-shirts, blouses, etc.
- Uniform seams are produced with the parts designed for covering.
- Each of the needle plate, differential feed dog and presser foot has the fabric guide (the presser foot fabric guide is a fixed type).
- The front cover includes the right and left fabric guides (the right fabric guide is a left-to-right adjusting type).

W664P-03GBx248/UT434

2-needle, cylinder bed, interlock stitch machine for covering (folding over overlock seams), with top cover thread trimmer and underbed thread trimmer




Attaching elastic lace - 05

- For attaching elastic lace on women's underwear etc.
- The fabric trimmer (FT device) trims the fabric edge neatly during sewing to produce clean finished products.
- The metering device (MD device) feeds elastic according to the feeding amount of fabric. Therefore the elastic is uniformly fed if the sewing speed is changed.

W664P-05BBx248/FT240/MD231

2-needle, cylinder bed, interlock stitch machine for attaching elastic lace, with fabric trimmer, metering device

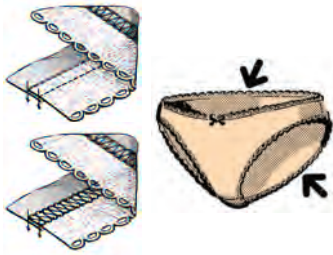


Accessories

FT

Option

PL MD AT TK




Hemming bottoms (without fabric trimmer) - 08

- For hemming bottoms of light to medium weight tubular goods such as T-shirts, polo shirts, etc.
- Equipped with the fabric guide (adjusting type) designed specifically for hemming bottoms. Suitable for width of hem from 25 to 30mm.

W664P-08BBx248/UT434

2-needle, cylinder bed, interlock stitch machine for hemming bottoms, with top cover thread trimmer and underbed thread trimmer



Option

UT PL MD AT
TK RP HG




Hemming - 35A (with slide type pneumatic hemming guide)

- For hemming bottoms of light to medium weight tubular goods such as T-shirts, polo shirts, etc.
- The fabric trimmer positioned to the left of the needle trims the fabric edge neatly during sewing to produce clean finished products.
- Equipped with slide type pneumatic hemming guide (HG device) that folds a hem smoothly. This easy-to-use hemming guide is air-operated with the knee switch, reducing operators' fatigue.

W664P-35ACx248/FT540/HG300/UT436

2-needle, cylinder bed, interlock stitch machine for hemming bottoms of tubular goods, with fabric trimmer, pneumatic hemming guide, top cover thread trimmer and underbed thread trimmer.



Accessories

HG FT

Option

UT PL RP




Hemming - 35B (without slide type pneumatic hemming guide)

- For hemming bottoms of light to medium weight tubular goods such as T-shirts, polo shirts, etc.
- The fabric trimmer positioned to the left of the needle trims the fabric edge neatly during sewing to produce clean finished products.

W664P-35BCx248/FT540/UT434

2-needle, cylinder bed, interlock stitch machine for hemming bottoms of tubular goods, with fabric trimmer, top cover thread trimmer and underbed thread trimmer.



Accessories

FT

Option

UT PL RP




Inserting elastic into waists of tubular goods -30

(Without fabric trimmer)

- For inserting elastic into waists of light to medium weight tubular goods such as sweat pants, pajamas, etc.
- Equipped with slide type pneumatic hemming guide (HG device) that folds a hem smoothly. This easy-to-use hemming guide is air-operated with the knee switch, reducing operators' fatigue.
- Equipped with rear puller (RP device) that pulls the fabric forcibly from the back of the needle drop hole. Therefore sewing the fabric that is difficult to be fed is easy.

W664P-30ABx356/HG301/RP113A/UT436

3-needle, cylinder bed, interlock stitch machine for inserting elastic into waists of tubular goods, with pneumatic hemming guide, rear puller, top cover thread trimmer and underbed thread trimmer.



■ Accessories



■ Option




Inserting elastic into waists of tubular goods -34

(With fabric trimmer)

- For inserting elastic into waists of light to medium weight tubular goods such as sweat pants, pajamas, etc.
- Equipped with slide type pneumatic hemming guide (HG device) that folds a hem smoothly. This easy-to-use hemming guide is air-operated with the knee switch, reducing operators' fatigue.
- The fabric trimmer positioned to the left of the needle (FT device) trims the fabric edge neatly during sewing to produce clean finished products.
- Equipped with rear puller (RP device) that pulls the fabric forcibly from the back of the needle drop hole. Therefore sewing the fabric that is difficult to be fed is easy.

W664P-34ACx248/FT540/HG300/RP113A/UT436

2-needle, cylinder bed, interlock stitch machine for inserting elastic into waists of tubular goods, with fabric trimmer, pneumatic hemming guide, rear puller, top cover thread trimmer and underbed thread trimmer.



■ Accessories



■ Option




Attaching knit elastic to tubular goods - 32

- For attaching knit elastic (a ring cut from tubular knit fabric of flexible material) to light to medium weight tubular goods such as waists of briefs, etc.
- Sews knit elastic that is folded in two or three onto the fabric.
- Equipped with slide type pneumatic hemming guide (HG device) that folds a hem smoothly. This easy-to-use hemming guide is air-operated with the knee switch, reducing operators' fatigue.
- Equipped with rear puller (RP device) that pulls the fabric forcibly from the back of the needle drop hole. Therefore sewing the fabric that is difficult to be fed is easy.

W664P-32DBx356/HG301/RP110A/UT440

3-needle, cylinder bed, interlock stitch machine for attaching knit elastic to tubular goods, with pneumatic hemming guide, rear puller, top cover thread trimmer and underbed thread trimmer.



■ Accessories



■ Option




Attaching flat knit elastic to tubular goods - 33

- For attaching flat knit elastic to light to medium weight fabrics such as waists of briefs, etc.
- Equipped with rear puller (RP device) that pulls the fabric forcibly from the back of the needle drop hole and fabric tensioner. Therefore the fabric and elastic of different sizes can be sewn uniformly.
- The fabric trimmer (FT device) trims the fabric edge neatly during sewing to produce clean finished products.

W664P-33ACx356/FT241/RP110A/UT333

3-needle, cylinder bed, interlock stitch machine for attaching flat knit elastic to tubular goods, with fabric trimmer, rear puller, underbed thread trimmer.



■ Accessories




■ Option



Hemming waists and simultaneously inserting flat elastic - 81

- For hemming waists of briefs, women's shorts or swimsuits of which the sides are not closed and simultaneously inserting elastic.
- The lower metering device feeds elastic according to the feeding amount of fabric. Therefore the elastic is uniformly fed if the sewing speed is changed.
- Thanks to rear puller (RP device) that pulls the fabric folded into two or three by the binder forcibly from the back of the needle drop hole, a sewing operation is evenly and accurately performed.



W664P-81ACx248/MD520/RP113A

2-needle, cylinder bed, interlock stitch machine for hemming flat garment and simultaneously inserting elastic, with metering device, rear puller



■ Accessories ■ Option



Ordering information

W664P - **01G** **B** × **3** **56** / **UT111**

- 1 Subclass 2 Needle plate 3 No. of needles 4 Needle space 5 Device
- A: Suitable for the fine stitch length (1.7 mm or less)
B: For standard stitch length (1.8 - 2.3 mm)
C: Suitable for the coarse stitch length (2.5 mm or more)

Subclass specifications



Application / Seam	Subclass	Needle plate	No. of Needle	No. of Thread	Needle space (mm)	Stitch length (mm)	Diff. feed ratio	Presser foot lift (mm)	Max. speed (rpm)	Accessories / Option devices / Remarks
Plain seaming (Covering) (Hemming)	W664P-01G	B	2	4	3.2, 4.0, 4.8, 5.6, 6.4	0.9 - 4.5	1:0.6 - 1.3	5.9	5,500	Option devices : UT, PL, MD, AT, TK, RP, Binder
			3	5	5.6, 6.4					
	W664P-01H	B	3	5	5.6, 6.4	0.9 - 4.5	1:0.6 - 1.3	5.9	5,500	
Binding tape	W664P-02G	B	2	4	3.2, 4.0, 4.8, 5.6, 6.4	0.9 - 4.5	1:0.6 - 1.3	5.4	6,000 (5,000 with MD)	Accessories : TR Option devices : PL, MD, AT, TK, RP, Binder
			3	5	5.6, 6.4			5.1		
Covering	W664P-03F	B	2	4	3.2, 4.0, 4.8, 5.6, 6.4	0.9 - 4.5	1:0.6 - 1.3	5.8	6,000	Option devices : UT, PL Remarks : Flattening out overlock seams
			3	5	5.6, 6.4			5.1		
			C	3	5			5.6, 6.4		
	W664P-03G	B	2	4	4.0, 4.8, 5.6, 6.4	0.9 - 4.5	1:0.6 - 1.3	5.8	6,000	Option devices : UT, PL Remarks : Folding over overlock seams
			3	5	5.6, 6.4			5.1		
			C	3	5			5.6, 6.4		
W664P-03K	B	2	4	4.0, 4.8, 5.6, 6.4	0.9 - 4.5	1:0.6 - 1.3	5.8	6,000	Option devices : UT, PL Remarks : Folding over overlock seams, single lap seaming	
		3	5	5.6, 6.4			5.1			
W664P-03L	B	2	4	4.0, 4.8, 5.6, 6.4	0.9 - 4.5	1:0.6 - 1.3	6.0	5,000	Option devices : UT, PL Remarks : Flattening out overlock seams on extra heavy weight fabrics	
Attaching elastic lace	W664P-05B	B	2	4	3.2, 4.0, 4.8, 5.6, 6.4	0.9 - 4.5	1:0.6 - 1.1	5.4	5,500 (5,000 with MD)	Accessories : Fabric trimmer device (Right handed) Option devices : MD, AT, TK, PL
			3	5	5.6, 6.4			5.1		
Hemming	W664P-08A	C	2	4	4.0, 4.8, 5.6, 6.4	0.9 - 4.5	1:0.6 - 1.3	5.8	6,000	Accessories : Hemming guide Option devices : UT, MD, PL, AT, TK, RP, Binder Remarks : For light weight fabrics(-08N)
			3	5	5.6, 6.4			5.1		
			B	3	5			5.6, 6.4		
	W664P-08B	B	2	4	4.0, 4.8, 5.6, 6.4	0.9 - 4.5	1:0.6 - 1.3	5.8	6,000	Accessories : Hemming guide Option devices : UT, MD, PL, AT, TK, RP, Binder Remarks : For light weight fabrics(-08N)
			3	5	5.6, 6.4			5.1		
			C	3	5			5.6, 6.4		
	W664P-08D	C	2	4	4.0, 4.8, 5.6, 6.4	0.9 - 4.5	1:0.6 - 1.3	5.8	6,000	Accessories : Hemming guide Option devices : UT, MD, PL, AT, TK, RP, Binder Remarks : For light weight fabrics(-08N)
			3	5	5.6, 6.4			5.1		
	W664P-08E	C	2	4	4.0, 4.8, 5.6, 6.4	0.9 - 4.5	1:0.6 - 1.3	5.8	6,000	Accessories : Hemming guide Option devices : UT, MD, PL, AT, TK, RP, Binder Remarks : For light weight fabrics(-08N)
	W664P-08N	C	3	5	5.6, 6.4	0.9 - 4.5	1:0.6 - 1.3	5.1	6,000	Accessories : Hemming guide Option devices : UT, MD, PL, AT, TK, RP, Binder Remarks : For light weight fabrics(-08N)
	W664P-35A	C	2	4	4.0, 4.8, 5.6, 6.4	0.9 - 4.5	1:0.6 - 1.3	5.9	5,000	Accessories : Open/close type of hemming guide Fabric trimmer device (Left handed) Option devices : UT, PL, RP
			3	5	5.6, 6.4					
B			3	5	5.6, 6.4					
W664P-35B	C	2	4	4.0, 4.8, 5.6, 6.4	0.9 - 4.5	1:0.6 - 1.3	5.9	5,000	Accessories : Fabric trimmer device Option devices : UT, RP, PL Remarks : For light weight fabrics(-35N)	
		3	5	5.6, 6.4						
W664P-35N	B	2	4	4.0, 4.8, 5.6, 6.4	0.9 - 4.5	1:0.6 - 1.3	5.9	5,000	Accessories : Fabric trimmer device Option devices : UT, RP, PL Remarks : For light weight fabrics(-35N)	
W664P-71A	C	3	5	5.6, 6.4	0.9 - 4.5	1:0.6 - 1.3	5.1	6,000	Option devices : UT, RP, PL, MD, AT, TK	
		3	5	5.6, 6.4						
Attaching tape	W624P-12A	—	1	2	—	0.9 - 4.5	1:0.6 - 1.8	7.0	6,000	Option devices : UT, RP, PL
			3	5	5.6, 6.4					
Inserting elastic rings into waists of tubular goods	W664P-30A	C	2	4	4.0, 4.8, 5.6, 6.4	0.9 - 4.5	1:0.6 - 1.3	5.9	5,000	Accessories : Open/close type of hemming guide, RP(RP113) Option devices : UT, RP
			3	5	5.6, 6.4					
	W664P-34A	C	2	4	4.0, 4.8, 5.6, 6.4	0.9 - 4.5	1:0.6 - 1.3	5.9	5,000	Accessories : Open/close type of hemming guide Fabric trimmer device, RP Option devices : UT, PL
			3	5	5.6, 6.4					
Attaching knitted elastic ring to tubular goods	W664P-32D W664P-32E	B	3	5	5.6, 6.4	0.9 - 4.5	1:0.6 - 1.3	5.9	5,000	Accessories : Open/close type of hemming guide, RP(RP110A) Option devices : UT, PL, RP
			C	3	4					
Attaching flat nit elastic tubular articles	W664P-33A	C	3	5	5.6, 6.4	0.9 - 4.5	1:0.6 - 1.3	5.9	5,000	Accessories : Fabric trimmer device (Right handed), RP Option devices : UT, PL
			B	3	5					
	W664P-33B	C	3	5	5.6, 6.4	0.9 - 4.5	1:0.6 - 1.3	5.9	5,000	Accessories : Fabric trimmer device (Right handed), RP Option devices : UT, PL
			B	3	5					
Hemming / inserting elastic	W664P-81A	C	2	4	4.0, 4.8, 5.6, 6.4	0.9 - 4.5	1:0.6 - 1.3	5.9	5,000	Accessories : MD, RP113A Option devices : UT, RP, Binder
			3	5	5.6, 6.4					




Thread trimmer

Threads are easily cut, by pressing the treadle with the heel on an interlock stitch machine. There is no need for the operator to cut the threads when sewing is completed. This feature greatly enhances operator efficiency and allows for increased production.



Top cover thread trimmer and underbed thread trimmer

These trimmers simultaneously cut needle, looper and top cover threads. There is no need for manual trimming, even during the sewing process when a top cover thread is used. The result is a substantial increase in production.



Underbed thread trimmer

This trimmer cuts needle and looper threads.

Type	Underbed thread trimmer	Top cover thread trimmer	Thread wiper	Foot lifter	W500P		
					-01	-03	-82
UT103	Electric	-	Electric (Packed in accessory)	Electric	○	○	
UT104				-	○	○	
UT303				Pneumatic	○	○	
UT304	Pneumatic	Pneumatic	Pneumatic (Packed in accessory)	-	○	○	
UT331				○	○		
UT423				○	○		
UT424				○	○		
UT425				○	○	○	

Type	Underbed thread trimmer	Top cover thread trimmer	Thread wiper	Foot lifter	W600P																		
					-01	-03	-05	-08	-12	-30	-32	-33	-34	-35A	358N	-71	-81						
UT109	Electric	-	Electric	Electric				○															
UT110				-				○															
UT111				Electric				○	○	○													
UT112				Electric (Packed in accessory)				○	○	○													
UT312				-																			
UT313	Pneumatic	-	Electric	Pneumatic																			
UT314				-																			
UT315				Electric (Packed in accessory)																			
UT316				Pneumatic																			
UT317				Electric																			
UT320				Electric (Packed in accessory)																			
UT321				-																			
UT333				Pneumatic																			
UT334				Pneumatic																			
UT434				Pneumatic	-	-	-																
UT435	-																						
UT436	Pneumatic																						
UT437	-																						
UT438	Pneumatic																						
UT439	-																						
UT440	Pneumatic																						
UT441	-																						




Presser foot lift

Pressing the treadle with your heel raises the presser foot. This device is easy to use, thus decreasing operator fatigue and increasing productivity.



Condensed stitching device

Thanks to this device, no unraveling occurs because the stitches become automatically finer at the end of sewing. The need for a subsequent anti-unraveling operation is eliminated and quality of sewn products is increased.



※ This device can be equipped with only for W600P series.



Type	Features	W500P					
		-01	-02	-03	-04	-05	-84
PL018	Pneumatic treadle operated	○	○	○	○	○	○

Type	Features	W600P												
		-01	-02	-03	-05	-08	-12	-30	-32	-33	-34	-35	-71	-81
PL018	Pneumatic treadle operated	○	○	○	○	○	○	○	○	○	○	○	○	○



Type	Features	W600P												
		-01	-02	-03	-05	-08	-12	-30	-32	-33	-34	-35	-71	-81
MS100	Pneumatic Heel Treadle	○	○	○	○	○	○	○	○	○	○	○	○	○

※ This device can not be equipped with C type of needle plate finger.



Open/Close type of hemming guide

This sliding type hemming guide folds the fabric to form a hem in hemming operations. Thanks to this device, hemming is easy and resulting hem width is uniform, so quality products are obtained. Two types of driving sources are available, pneumatic and electric. ※This device can be equipped with only for W600P series.



Type	Driving method	W600P				
		-08	-30	-32	-34	-35A
HG001	Knee operation				○	○
HG002			○	○		
HG003	Pedal operation				○	○
HG004			○	○		
HG101	Electric knee operation				○	○
HG102			○	○		
HG300	Pneumatic knee operation				○	○
HG301			○	○		
HG302	Pneumatic pedal operation				○	○
HG303			○	○		
HG410A	Pneumatic knee operation	○				
HG411A						○
HG410B	Electric knee operation	○				
HG411B						○



Rear puller

The roller pulls the fabric from behind the needle drop hole. Thanks to this device, the machine smoothly sews difficult-to-feed fabrics, providing beautifully finished products with no plyshifting.

※This device can be equipped with only for W600P series.



Type	Roller material	Surface of the roller	W600P										
			-01	-02	-08	-12	-30	-32	-33	-34	-35	-71	-81
RP110A	Urethane rubber	Flat	○	○	○		○	○	○		○	○	○
RP113A		Gear (70°)	○	○	○		○	○	○		○	○	○
RP113B	nylon	Gear (90°)	○	○	○		○	○			○	○	○
RP130A		Urethane rubber	Flat	○	○	○		○			○	○	○
RP133A	nylon	Gear (70°)	○	○	○		○			○	○	○	



Flat type vacuum thread chain cutter

The suction inlet is positioned flush with the needle plate and right behind the presser foot. Thanks to this feature, wide, double chainstitch, extra heavy weight or woolen thread chains are smoothly sucked up.

※This device can be equipped with only for W500P series.



Type	Inlet type	W522P	W562P
		-01	-01 -03
KH007A	For standard fabrics	○	○ ○
KH008A	For light weight fabrics	○	○ ○

	W500P Series							W600P Series													
	-01	-02	-03	-04	-05	-82	-84	-01	-02	-03	-05	-08	-12	-30	-32	-33	-34	-35	-71	-81	
UT	○		○			○		○		○	○	○	○	○	○	○	○	○	○	○	○
AT TK	○	○		○	○			○	○		○	○								○	
FT		○			○						○					○	○	○			
HG												○		○	○		○	○			
KH	○		○																		
MD	○	○			○			○	○		○	○								○	○
RP								○	○			○	○	○	○	○	○	○	○	○	○
MS								○	○	○	○	○	○	○	○	○	○	○	○	○	○
PL	○	○	○	○	○	○	○	○	○	○	○	○	○	○	○	○	○	○	○	○	○

· It may be unable to use the devices together depending on the the different combination, or the different use.

PEGASUS CO., LTD.

5-7-2 Sagisu Fukushima-ku, Osaka 553-0002 Japan
 TEL : +81-6-6458-4739 FAX : +81-6-6454-8785



-Specifications and appearance are subjected to changes without notice.
 -Read the instruction manual before operating the machine to ensure safe usage.
 -Photos for illustration purpose. They may not represent actual operating conditions and/or displayed optional parts.




W500P SERIES



2 or 3 needle, flatbed, interlock stitch machine

W600P SERIES



2 or 3 needle, cylinder bed, interlock stitch machine